



No. PDMA (SINDH)/(SITREP)/2022/1431

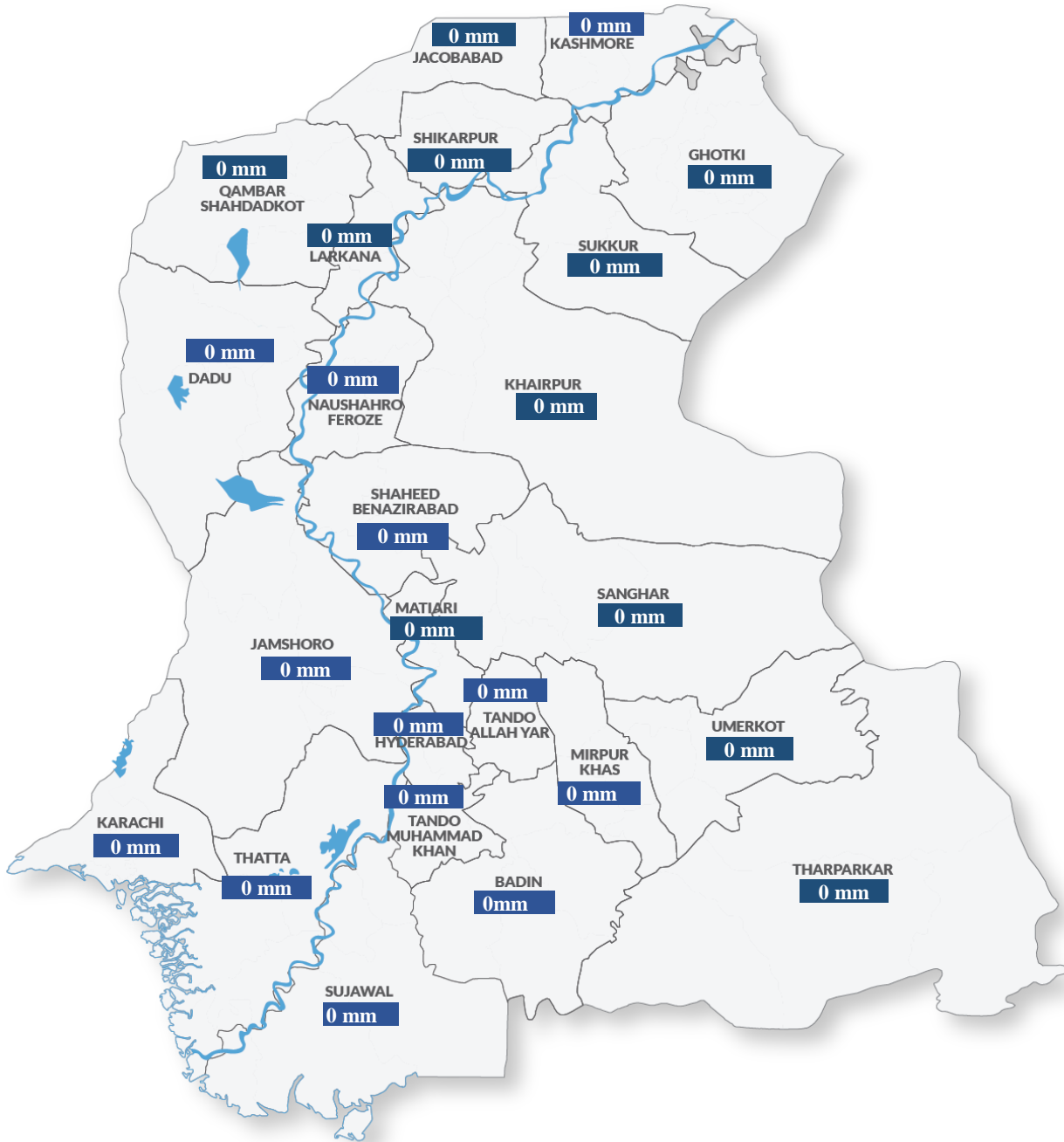
October 15, 2022

Period Covered: 22:00 hrs. 20-06-2022 to 14-10-2022 22:00 hrs.

DAILY SITUATION REPORT

Weather Situation Overview

Rainfall in Average (last 24 hrs.)



Source: CM Portal

Weather Forecast

- Nothing to Report (NTR)

Emergency No:
1736



Plot No. 26-C, Main Khayaban-e-Jami,
DHA Phase-VII, Karachi.



021-99332742
021-35381810



021-99332007

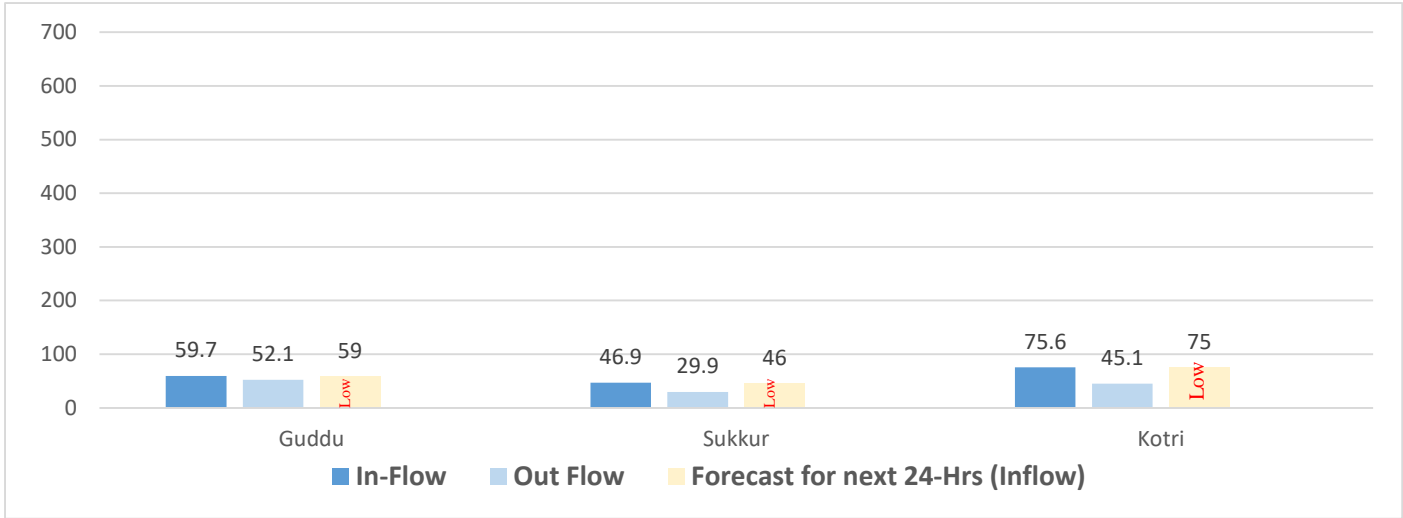


0335-5557362



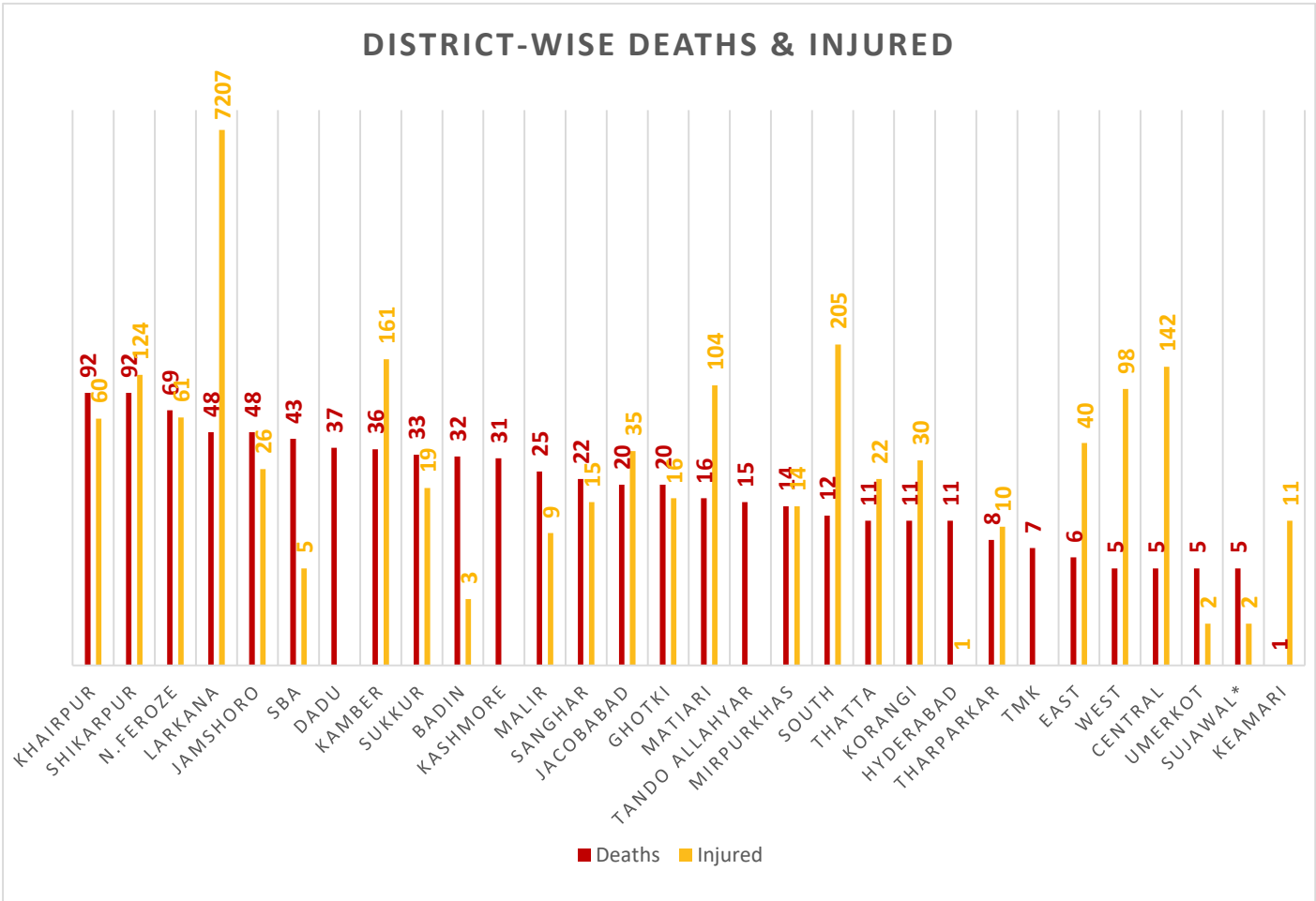
www.pdma.gos.pk

River Indus Discharge (in Thousands of Cusecs)



Source: Pakistan Meteorological Department - Flood Forecasting Division (FFD) – Bulletin No. B-122/22 Dated: 14th October, 2022 10:30 AM (PST)

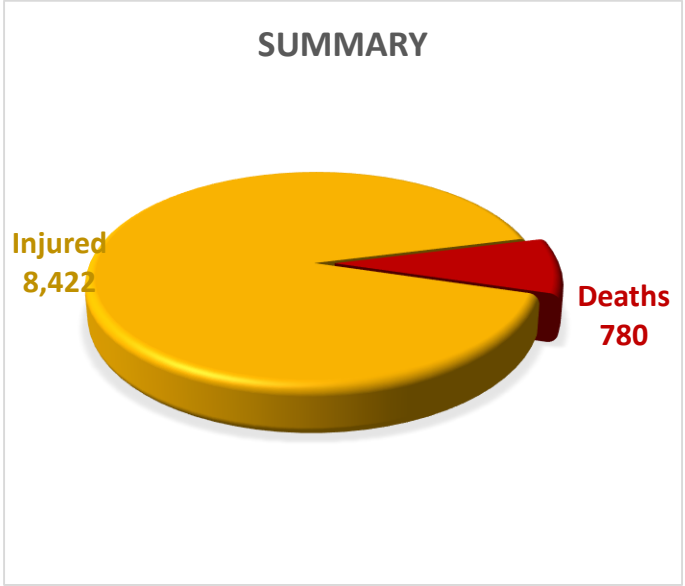
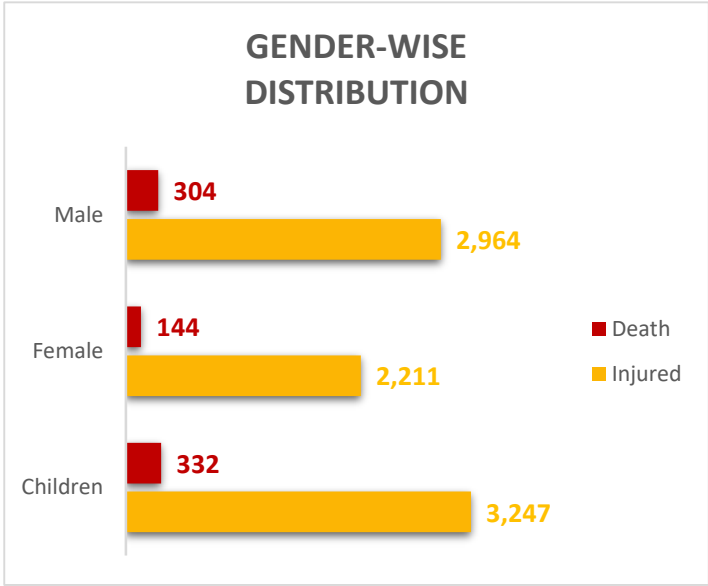
Summary of Losses



Death Data Source: Concerned Deputy Commissioners.

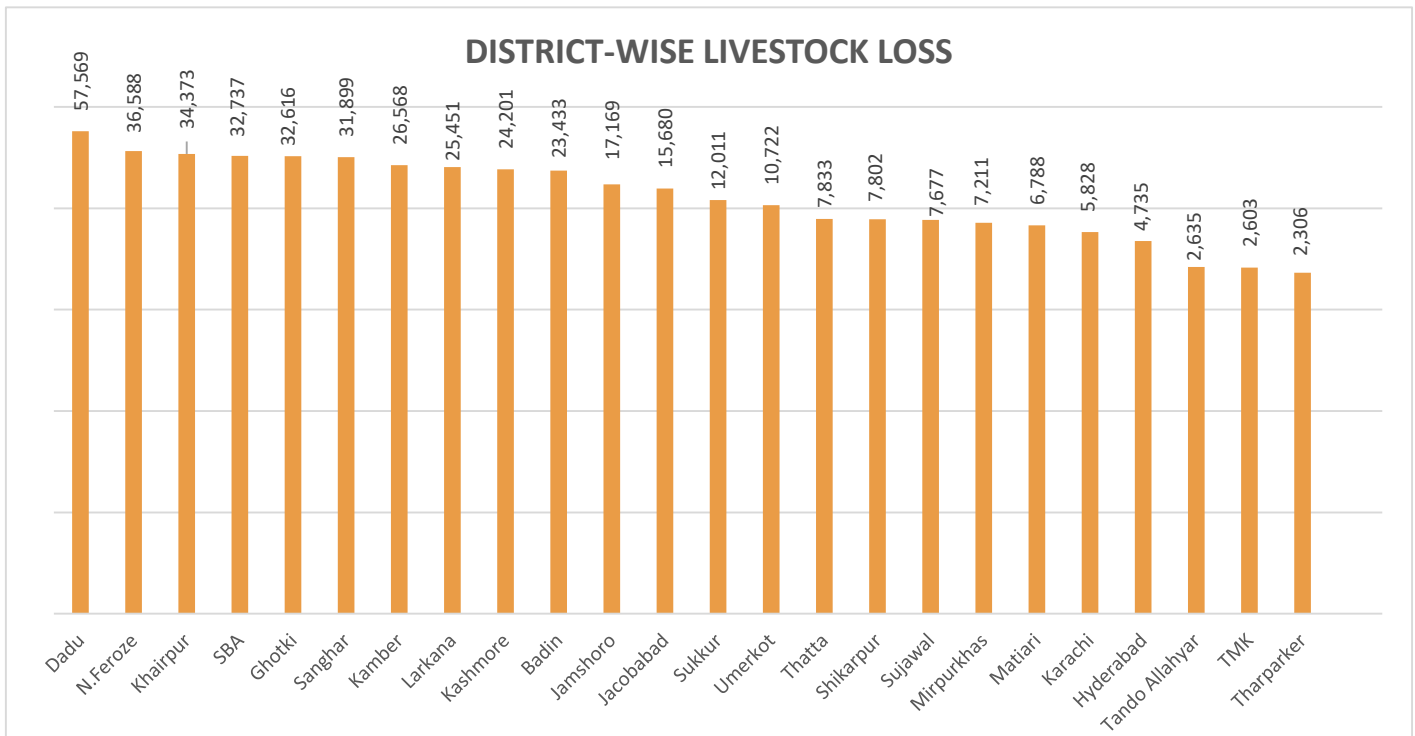
Injury Data Source: Directorate General Health Services, Hyderabad.





Case(s) reported during last 24 hours: *(Already Included in Total)*

District	Gender	Age	Date of Death	Cause of Death
1 Sujawal	Female	13 years (Minor)	09/08/2022	Due to Wall Collapse



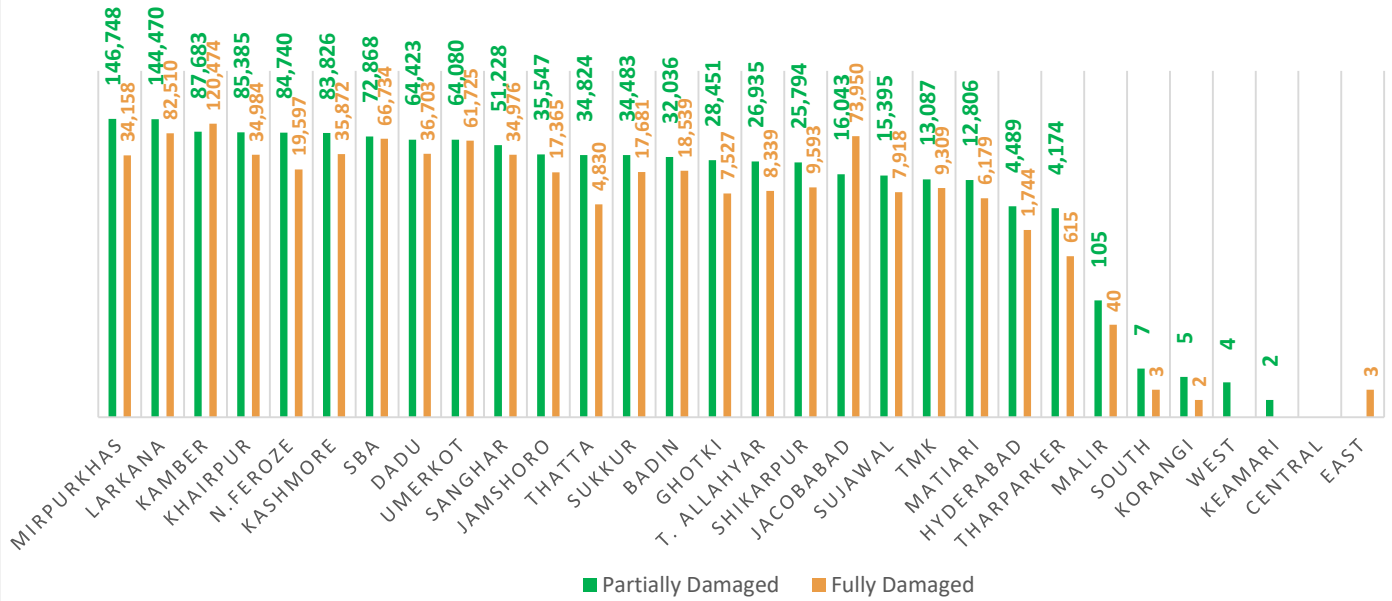
Total Livestock Perished: 436,435

Livestock Data Source: DG Livestock Sindh.



Summary of Infrastructure & Private Property Damage

DISTRICT-WISE HOUSE DAMAGES



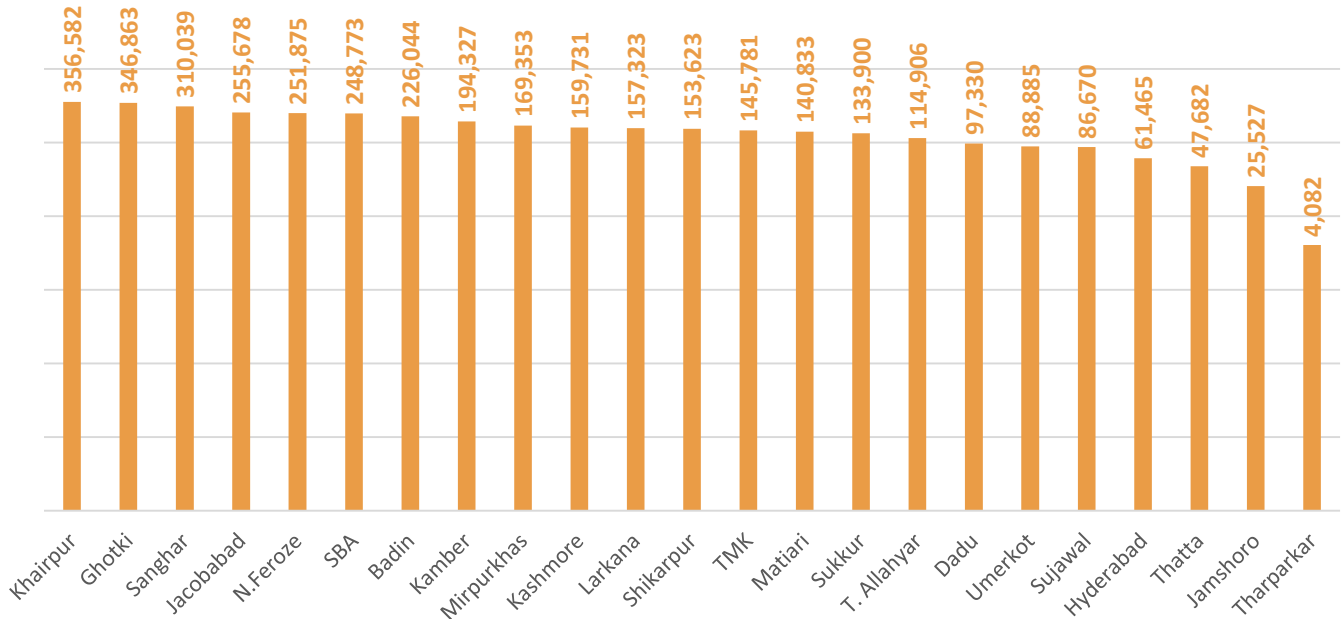
Partially Damaged – 1,169,638

Fully Damaged – 711,370

Grand Total – 1,881,008

Source: Concerned Deputy Commissioners.

CROP AREA AFFECTED (IN ACRES)



Total Crop Area Damaged: 3,777,272

Source: Relief Department Sindh



**PROVINCIAL DISASTER MANAGEMENT AUTHORITY
REHABILITATION DEPARTMENT
GOVERNMENT OF SINDH**



Division	District	No. of UC's Affected	No. of Roads	Road (km)	Bridge	Culverts	Causeway	Shop	Hotel	Masjid
Karachi	East	-	1	8	2	-	750	-	-	-
	West	-						-	-	-
	South	18						1	-	-
	Central	-						3	-	-
	Malir	14						7	-	-
	Korangi	2						-	-	-
	Keamari	32						-	-	-
Sub Total		66	1	8	2	-	750	11	-	-
Hyderabad	Hyderabad	160	13	76	2	-	-	-	-	-
	Jamshoro	30	42	516	15	9	1,375	-	-	-
	Dadu	66	65	569	6	99	-	-	-	-
	Matiari	30	7	83	-	-	-	-	-	-
	Tando Allahyar	28	37	344	6	92	-	-	-	-
	TMK	28	7	118	0	6	-	-	-	-
	Thatta	40	39	291	23	233	-	-	-	-
	Sujawal	37	30	426	57	272	-	-	-	-
	Badin	68	53	799	13	82	0	5	2	3
Sub Total		487	293	3,221	122	793	1,375	5	2	3
Sukkur	Sukkur	67	20	181	1	25	-	11	-	-
	Khairpur	88	110	622	2	83	-	13	-	3
	Ghotki	66	24	252	-	-	-	-	-	-
Sub Total		221	154	1,055	3	108	-	24	-	3
SBA	SBA	60	58	942	15	45	-	-	-	-
	N.Feroze	68	60	727	2	124	-	-	-	-
	Sanghar	73	52	296	10	119	-	-	-	-
Sub Total		201	170	1,965	27	288	-	-	-	-
Larkana	Larkana	68	24	192	1	54	-	-	-	-
	Kamber-Shahdadkot	52	51	173	3	158	-	-	-	-
	Shikarpur	55	23	258	-	38	-	-	-	-
	Jacobabad	44	66	166	-	65	-	-	-	-
	Kashmore	41	24	289	1	14	-	-	-	-
Sub Total		260	188	1,078	5	329	-	-	-	-

Emergency No:
1736

Plot No. 26-C, Main Khayaban-e-Jami,
DHA Phase-VII, Karachi.

021-99332742
021-35381810

021-99332007

0335-5557362

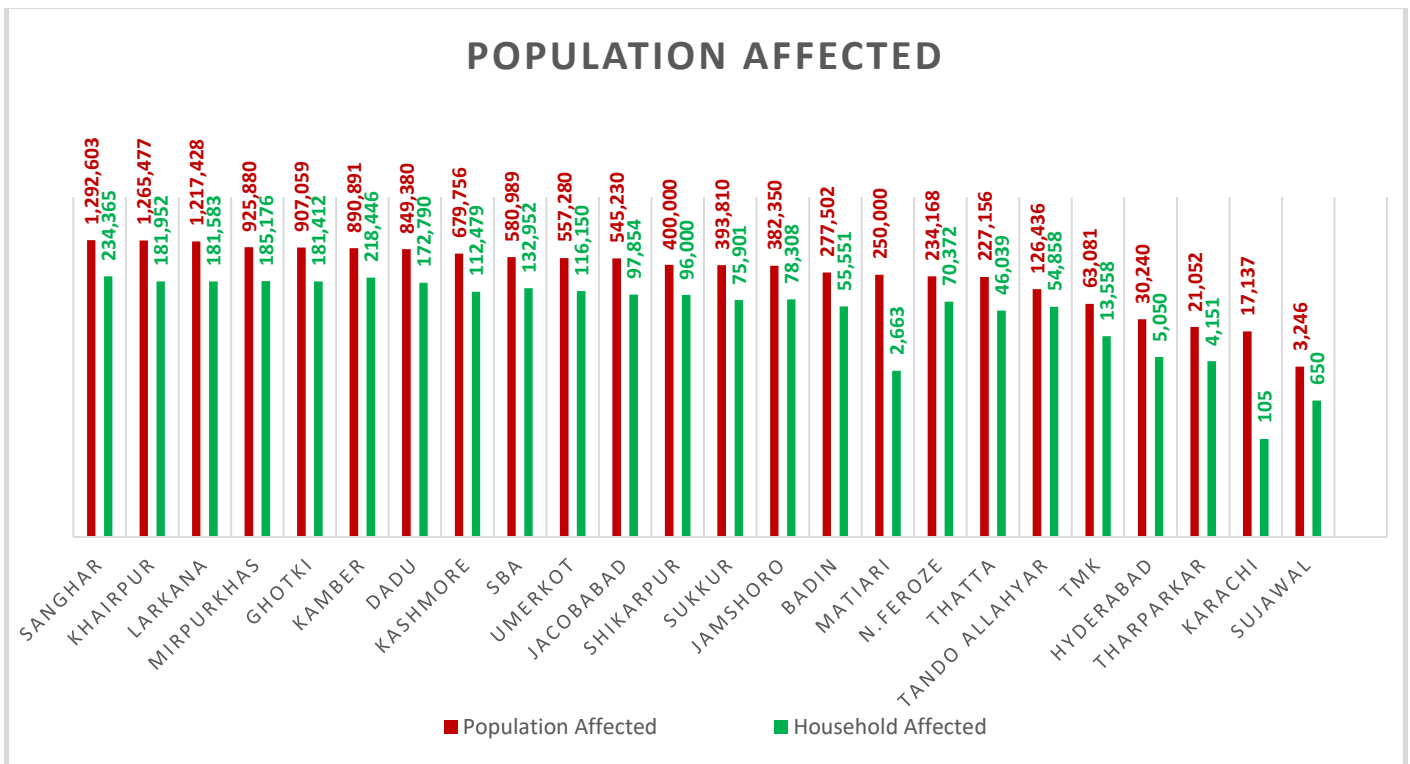
www.pdma.gos.pk

Division	District	No. of UC's Affected	No. of Roads	Road (km)	Bridge	Culverts	Causeway	Shop	Hotel	Masjid
Mirpurkhas	Mirpurkhas	50	15	207	6	82	-	-	-	-
	Umerkot	42	21	332	-	69	-	-	-	-
	Tharparker	3	18	597	-	80	-	-	-	-
Sub Total		95	54	1,136	6	231	-	-	-	-
Grand Total		1,330	860	8,463	165	1,749	2,125	40	2	6

Source of UCs Affected: Relief Department Sindh

Source of Infrastructure Damage: Works & Services Department Sindh

Note: - Works & Services Department has reported that 2,548 Government buildings have been damaged.

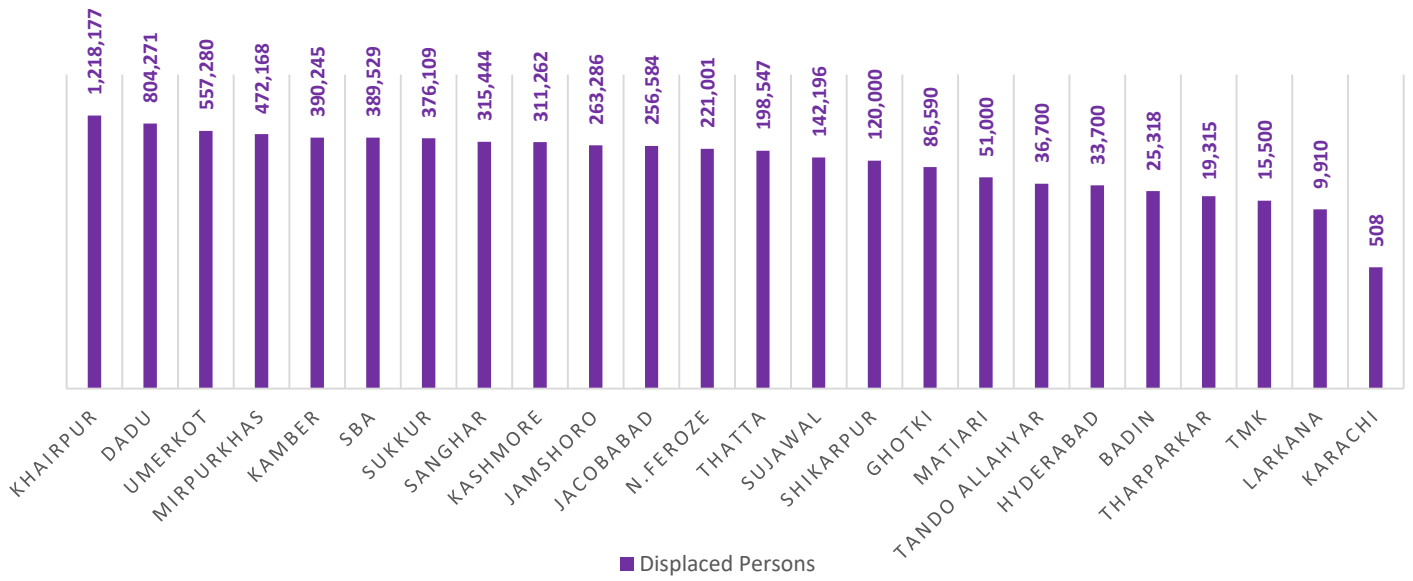


Total Population Affected: 12,138,151

Total Households Affected: 2,318,365

Source: Concerned Deputy Commissioners.

POPULATION DISPLACED



Total Number of Person Displaced: 6,314,640

Source: Concerned Deputy Commissioners.

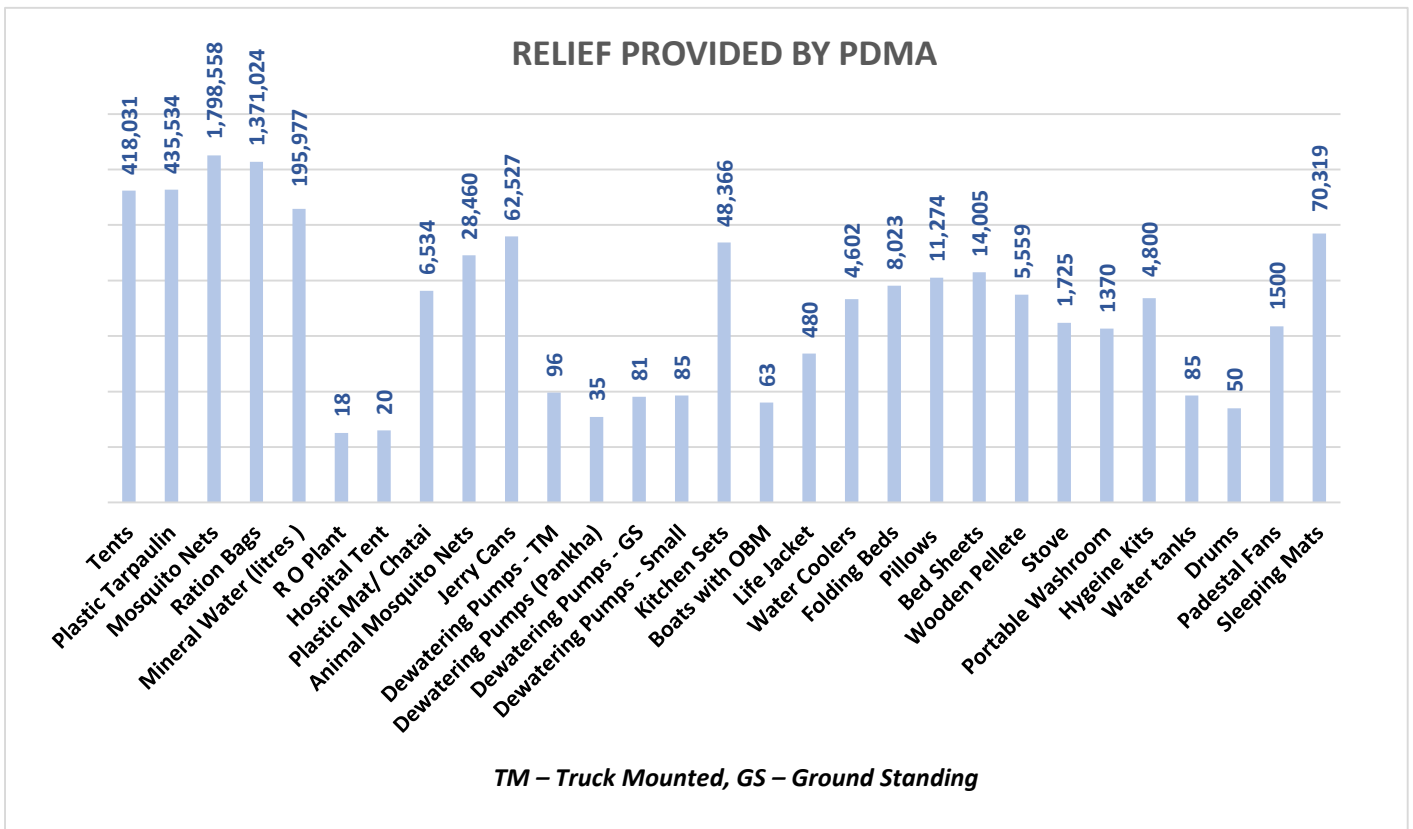
Relief Camps Established by DDMAs / Deputy Commissioners

Division	District	Relief Camps Established	Persons in Relief Camps (Last 24hrs)			
			M	F	C	T
Karachi	East	15	-	-	-	6,341
	West	7	-	-	-	3,705
	Korangi	2	-	-	-	505
	Malir	8	-	-	-	4,794
	Central	2	-	-	-	0
	Keamari	1	-	-	-	104
Sub Total		35	-	-	-	15,449
Hyderabad	Hyderabad	29	-	-	-	6,530
	Jamshoro	80	5,836	5,500	10,416	21,752
	Dadu	154	3,260	3,875	6,002	13,137
	Matari	3	-	-	-	1,590
	Tando Allahyar	9	798	845	786	2,429
	Tando M. Khan	-	1,250	1,450	976	3,676
	Thatta	27	-	-	-	1,007
	Sujawal	14	-	-	-	-
	Badin	-	-	-	-	-
Sub Total		316	11,144	11,670	18,180	50,121
Sukkur	Sukkur	9	224	295	554	1,073
	Khairpur	183	-	-	-	47,300
	Ghotki	-	-	-	-	-
Sub Total		192	224	295	554	48,373

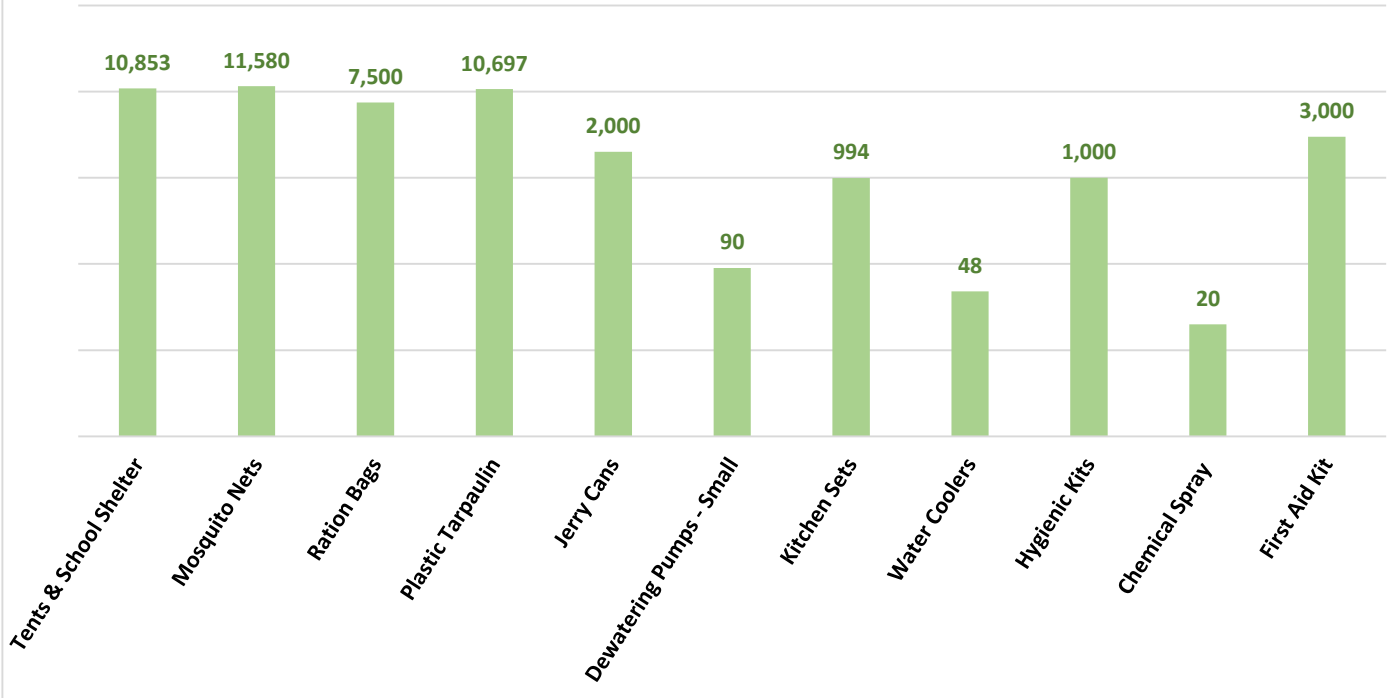
Division	District	Relief Camps Established	Persons in Relief Camps (Last 24hrs)			
			M	F	C	T
SBA	SBA	-	-	-	-	-
	N.Feroze	126	5,004	4,700	7,407	17,111
	Sanghar	151	4,417	7,730	9,940	22,087
Sub Total		277	9,421	12,430	17,347	39,198
Larkana	Larkana*	47	-	-	-	241
	Kamber-Shahdadkot	140	19,346	20,165	13,209	52,720
	Shikarpur	13	-	-	-	545
	Jacobabad	94	2,271	2,776	10,097	15,144
	Kashmore	27	237	190	437	864
Sub Total		321	21,854	23,131	23,743	69,514
Mirpurkhas	Mirpurkhas	35	4,159	1,849	1,510	7,518
	Umerkot	5	3,290	3,490	5,605	12,385
Sub Total		40	7,449	5,339	7,115	19,903
Grand Total		1,181	50,092	52,865	66,939	242,558

Source: Concerned Deputy Commissioners of Sindh.

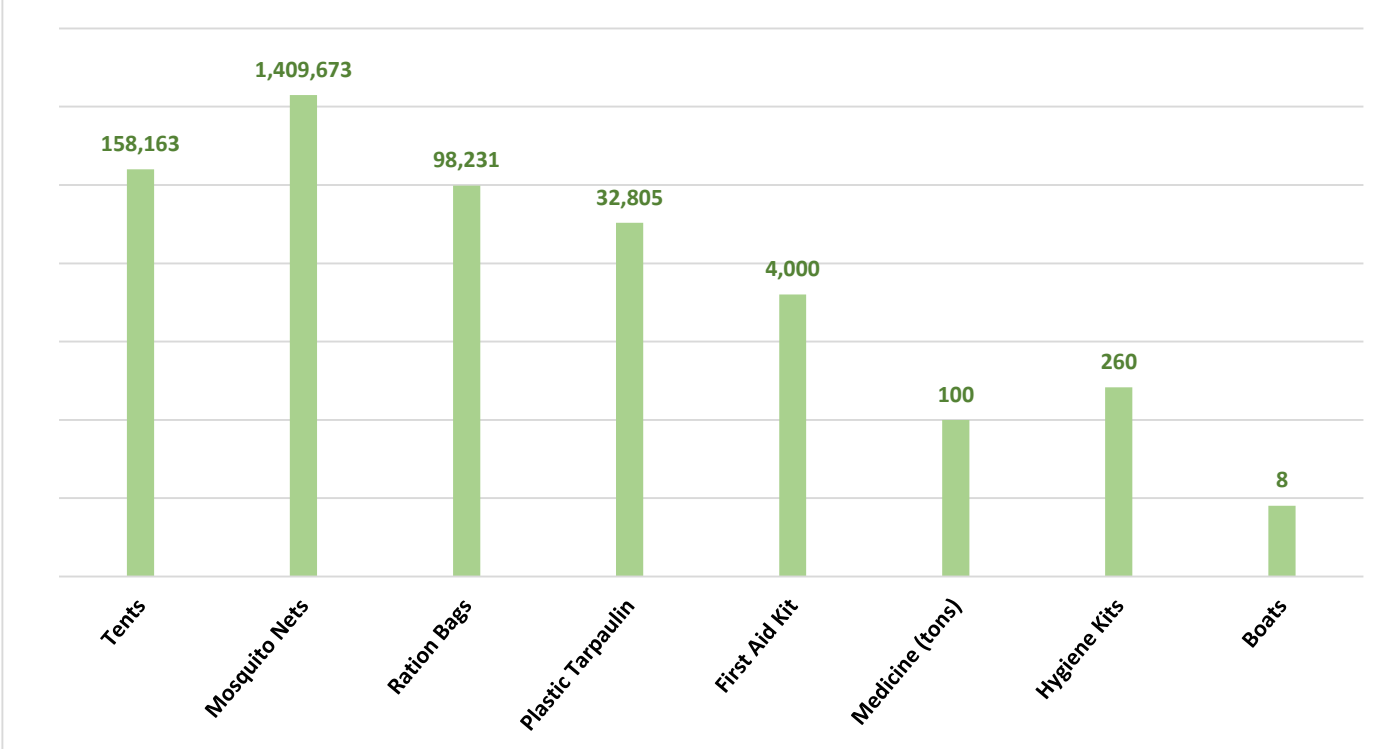
Note: - Deputy Commissioner Larkana has reported that the number of Relief Camps Established has been decreased from 48 to 47.



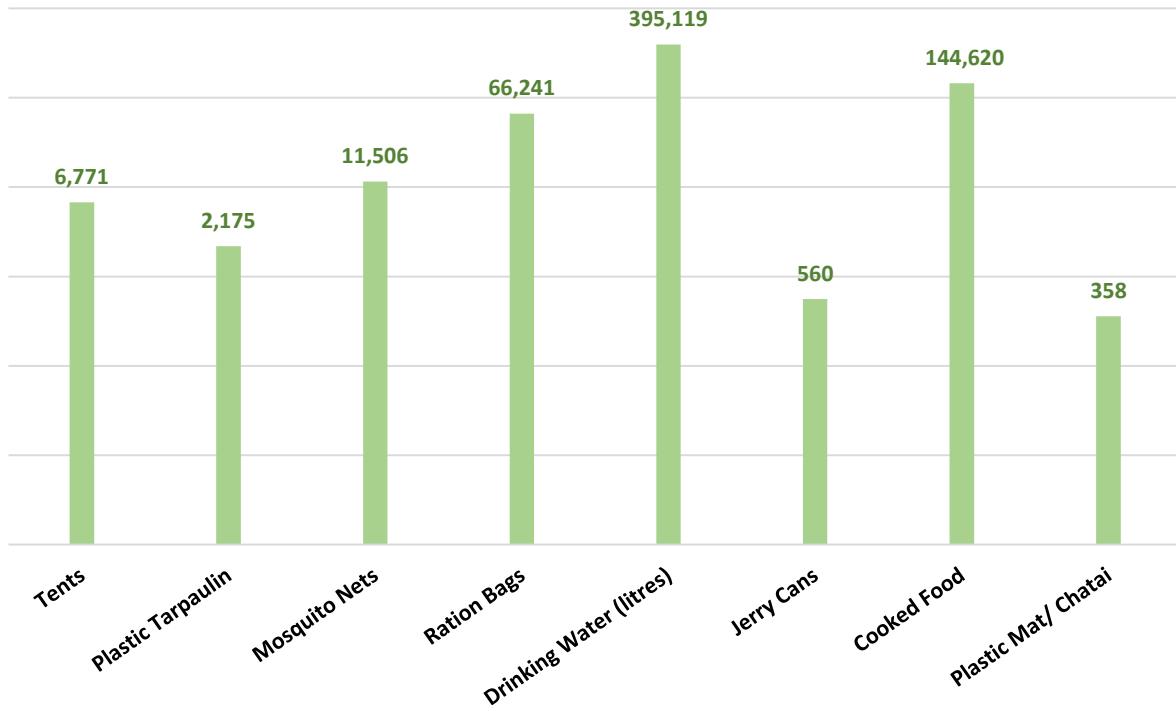
RELIEF PROVIDED BY NDMA THROUGH PDMA



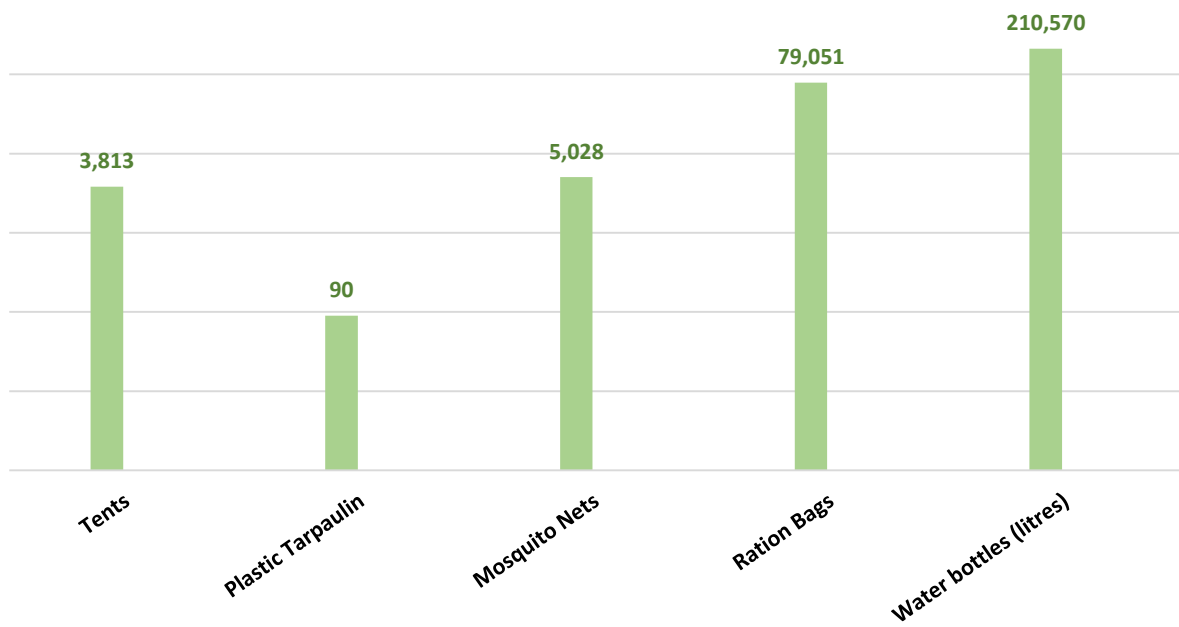
RELIEF PROVIDED BY NDMA THROUGH ARMY



RELIEF PROVIDED BY PAK NAVY



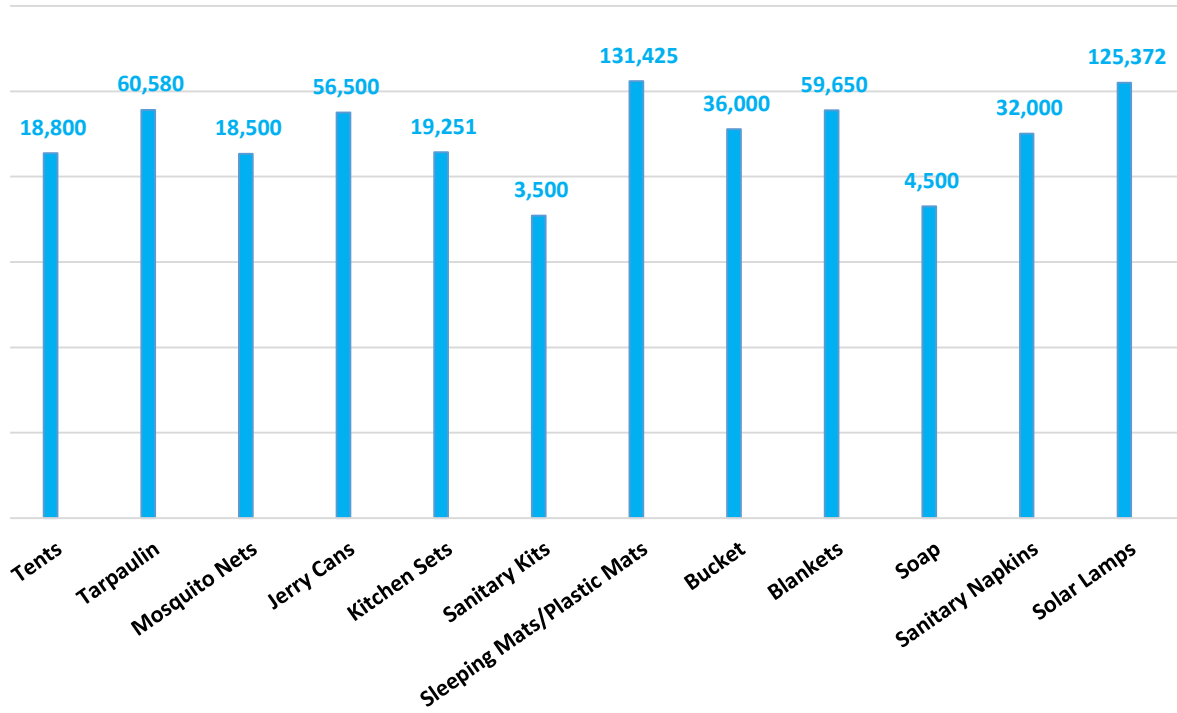
RELIEF PROVIDED BY PAK AIRFORCE



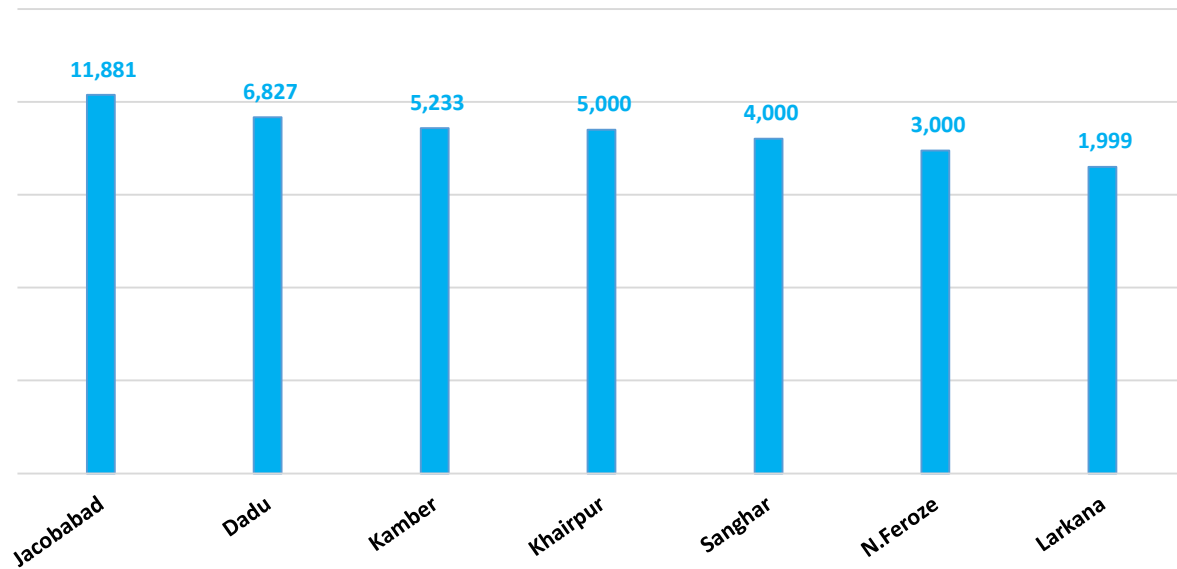
Others:

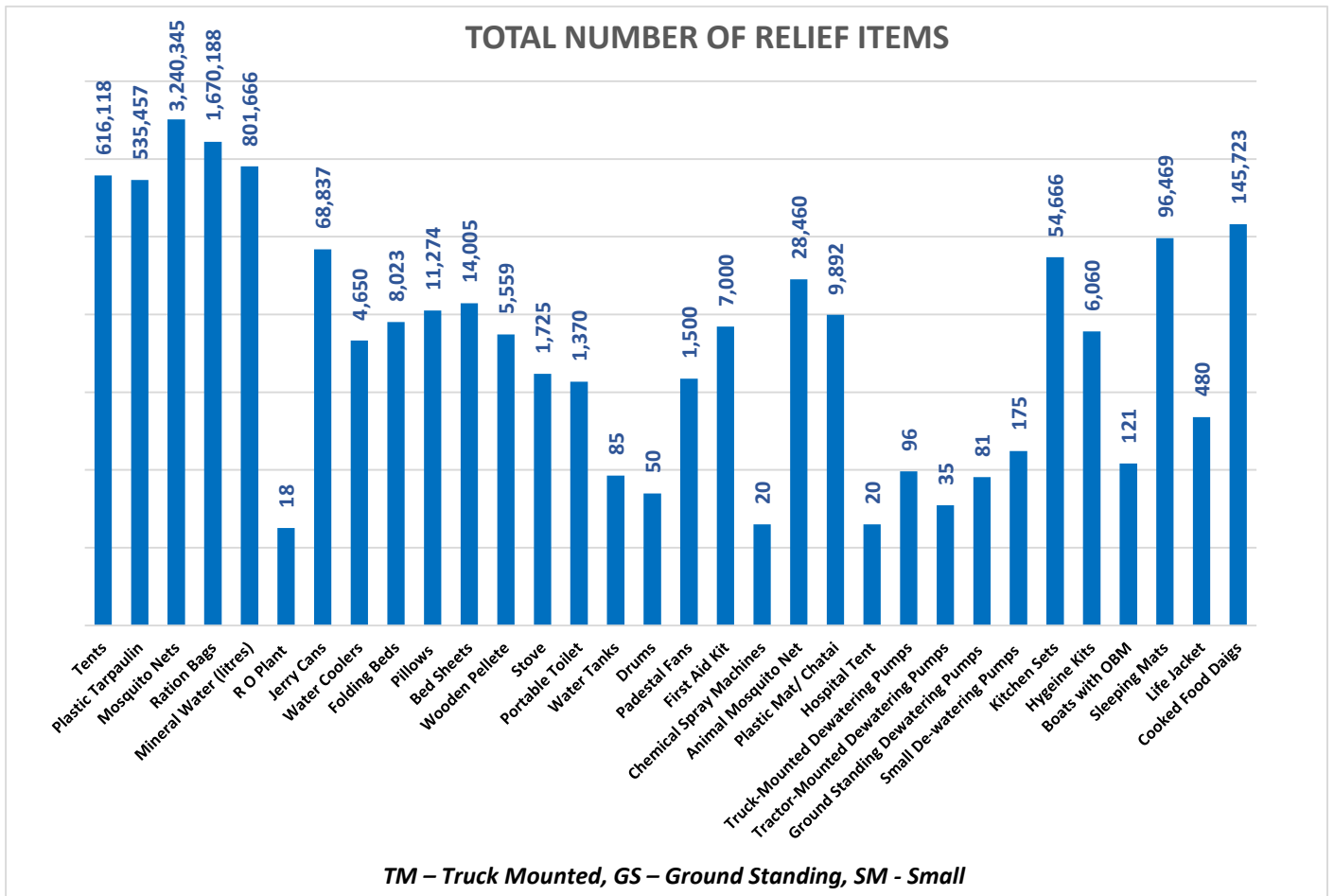
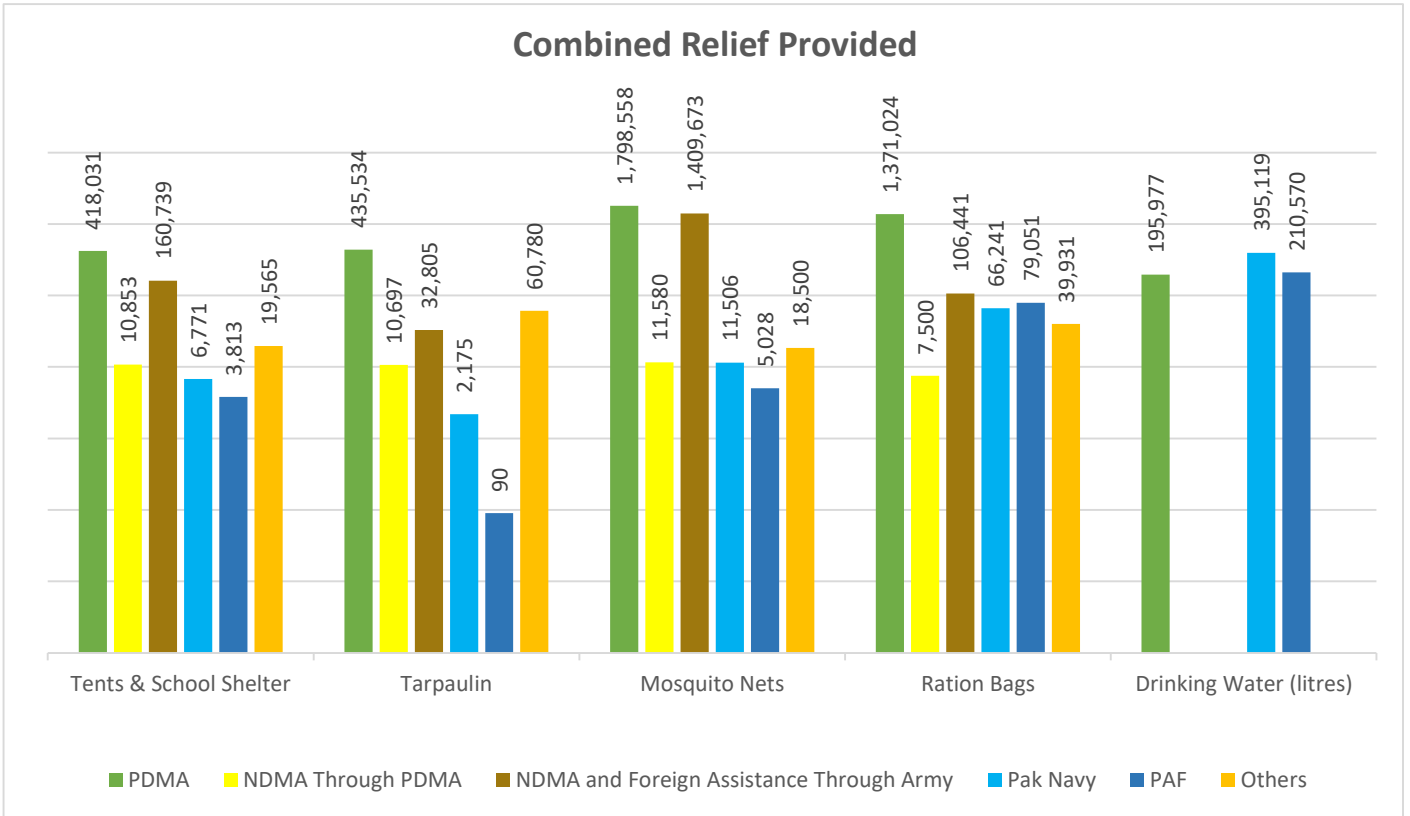
Organization	Relief
FGRF(INGO)	Cooked Food (Daigs) : 1058

RELIEF PROVIDED BY UNHCR



RATION BAGS PROVIDED BY UN-WFP







Last 24 Hours (Already Included in Total):

Districts	Tents	Ration Bags	Mosquito Nets
Badin	-	1,500	-
Dadu	1,000	1,913	-
Matiari	-	1,600	-
Tando Allahyar	200	-	-
Tando M.Khan	-	1,122	-
Jacobabad	-	2,150	-
Kamber	1,000	739	-
Larkana	-	4,000	-
Shikarpur	-	500	-
SBA	1,000	-	3,000
Sukkur	-	6,900	-
Total	3,200	20,424	3,000

Sd/-
(KAZIM RAZA TALPUR)
INCHARGE PEOC
PDMA SINDH

